






























































# 5 100m Individual Medley Women Final

Official

Total

Rank	Competitor	Age	Club	RT	PTS	Result
1	 Rebecca Meder (V)	23	 North Shore Swimming Club	0.72		58.40 Entry: 58.94 <span>-0.54</span>
	25m: 12.04 50m: 26.98 (14.94) 75m: 44.04 (17.06) 100m: 58.40 (14.36)					
1	 Chelsey Edwards	24	 North Shore Swimming Club	0.65		1:00.85 Entry: 1:00.77 <span>+0.08</span>
	25m: 12.41 50m: 27.49 (15.08) 75m: 46.06 (18.57) 100m: 1:00.85 (14.79)					
2	 Zyleika Pratt-Smith	21	 Coast Swimming Club	0.23		1:01.53 Entry: 1:02.70 <span>-1.17</span>
	25m: 12.78 50m: 28.38 (15.60) 75m: 46.17 (17.79) 100m: 1:01.53 (15.36)					
3	 Georgina McCarthy	23	 Hamilton Aquatics	0.74		1:01.67 Entry: 1:02.59 <span>-0.92</span>
	25m: 13.18 50m: 28.77 (15.59) 75m: 46.70 (17.93) 100m: 1:01.67 (14.97)					
5	 Milan Glintmeyer	17	 Coast Swimming Club	0.74		1:03.94 Entry: 1:03.14 <span>+0.80</span>
	25m: 12.81 50m: 27.92 (15.11) 75m: 48.22 (20.30) 100m: 1:03.94 (15.72)					
6	 Monique Wieruszowski	18	 North Shore Swimming Club	0.69		1:03.97 Entry: 1:03.85 <span>+0.12</span>
	25m: 13.37 50m: 30.79 (17.42) 75m: 47.90 (17.11) 100m: 1:03.97 (16.07)					
7	 Mackenzie Tobin	14	 Parnell Swimming	0.76		1:04.25 Entry: 1:04.09 <span>+0.16</span>
	25m: 13.29 50m: 28.84 (15.55) 75m: 48.27 (19.43) 100m: 1:04.25 (15.98)					
8	 Bridie Quayle	17	 Wharenui Swim Club	0.82		1:05.09 Entry: 1:04.40 <span>+0.69</span>
	25m: 13.54 50m: 29.74 (16.20) 75m: 49.03 (19.29) 100m: 1:05.09 (16.06)					
9	 Jade Lyles	14	 Phoenix Aquatics	0.75		1:06.13 Entry: 1:04.58 <span>+1.55</span>
	25m: 13.51 50m: 29.74 (16.23) 75m: 50.07 (20.33) 100m: 1:06.13 (16.06)					
10	 Rylee McBride	18	 Wharenui Swim Club	0.75		1:07.94 Entry: 1:04.75 <span>+3.19</span>
	25m: 13.48 50m: 29.86 (16.38) 75m: 50.44 (20.58) 100m: 1:07.94 (17.50)					
		17		0.68		1:04.26

11	 Chloe Peters	 Hamilton Aquatics	Entry: 1:04.98 -0.72
	25m: 12.95 50m: 29.16 (16.21) 75m: 49.03 (19.87) 100m: 1:04.26 (15.23)		
12	 Jasmine Lyles	18  Phoenix Aquatics	0.67 1:04.63 Entry: 1:04.80 -0.17
	25m: 14.36 50m: 30.55 (16.19) 75m: 48.86 (18.31) 100m: 1:04.63 (15.77)		
13	 Esme Paterson	23  Neptune Swim Club	0.73 1:04.67 Entry: 1:04.93 -0.26
	25m: 12.93 50m: 29.57 (16.64) 75m: 49.85 (20.28) 100m: 1:04.67 (14.82)		
14	 Maia Adams	21  Pirates Swim Team	0.71 1:05.09 Entry: 1:05.37 -0.28
	25m: 13.61 50m: 30.59 (16.98) 75m: 49.02 (18.43) 100m: 1:05.09 (16.07)		
15	 Alinta Dingwall (V)	18  South Australia	0.23 1:05.68 Entry: 1:05.25 +0.43
	25m: 14.14 50m: 30.99 (16.85) 75m: 50.28 (19.29) 100m: 1:05.68 (15.40)		
16	 Emma Stewart (V)	17  UWA-West Coast Swimming Club	0.78 1:06.21 Entry: 1:05.90 +0.31
	25m: 12.98 50m: 29.24 (16.26) 75m: 50.75 (21.51) 100m: 1:06.21 (15.46)		
17	 Freya Hingston	18  United Swimming Club	0.75 1:06.52 Entry: 1:05.84 +0.68
	25m: 13.44 50m: 30.29 (16.85) 75m: 50.12 (19.83) 100m: 1:06.52 (16.40)		
18	 Kiri Yamagami	16  Club 37	0.67 1:06.53 Entry: 1:05.85 +0.68
	25m: 13.56 50m: 30.60 (17.04) 75m: 50.54 (19.94) 100m: 1:06.53 (15.99)		
19	 Karmen Zhou	16  Porirua City Aquatics	0.69 1:06.84 Entry: 1:05.93 +0.91
	25m: 13.55 50m: 30.30 (16.75) 75m: 50.67 (20.37) 100m: 1:06.84 (16.17)		
20	 Olivia Vivian	14  Wharenui Swim Club	0.75 1:07.20 Entry: 1:07.33 -0.13
	25m: 13.90 50m: 30.77 (16.87) 75m: 50.97 (20.20) 100m: 1:07.20 (16.23)		
21	 Ella Hanley	16  Tawa Swimming Club	0.69 1:06.38 Entry: 1:05.95 +0.43
	25m: 13.63 50m: 30.49 (16.86) 75m: 50.20 (19.71) 100m: 1:06.38 (16.18)		
21	 Luisa Palmer	15  Wanaka Swimming Club	0.72 1:06.38 Entry: 1:06.04 +0.34
	25m: 13.70 50m: 29.86 (16.16) 75m: 50.23 (20.37) 100m: 1:06.38 (16.15)		
23	 Millie Bell	17  North Canterbury Swim Club Inc	0.74 1:06.61 Entry: 1:06.93 -0.32

	25m:	13.49	50m:	29.56 (16.07)	75m:	51.06 (21.50)	100m:	1:06.61 (15.55)		
<b>24</b>	 Gabriella Mramor (V)					<b>20</b> 	Off The Blocks Swim Team AUS		0.74	<b>1:06.97</b> Entry: 1:06.89 <b>+0.08</b>
	25m:	13.71	50m:	30.21 (16.50)	75m:	50.92 (20.71)	100m:	1:06.97 (16.05)		
<b>24</b>	 Paige Franklin					<b>17</b> 	Central Hawkes Bay Swimming		0.72	<b>1:06.97</b> Entry: 1:07.09 <b>-0.12</b>
	25m:	14.12	50m:	31.58 (17.46)	75m:	50.88 (19.30)	100m:	1:06.97 (16.09)		
<b>26</b>	 Amber Lin					<b>14</b> 	North Shore Swimming Club		0.69	<b>1:07.11</b> Entry: 1:05.94 <b>+1.17</b>
	25m:	14.06	50m:	30.24 (16.18)	75m:	50.81 (20.57)	100m:	1:07.11 (16.30)		
<b>27</b>	 Kate Hurley					<b>17</b> 	Pirates Swim Team		0.73	<b>1:07.34</b> Entry: 1:07.21 <b>+0.13</b>
	25m:	14.31	50m:	32.51 (18.20)	75m:	51.37 (18.86)	100m:	1:07.34 (15.97)		
<b>28</b>	 Lily McGrath					<b>15</b> 	Neptune Swim Club		0.70	<b>1:07.64</b> Entry: 1:07.23 <b>+0.41</b>
	25m:	14.16	50m:	31.38 (17.22)	75m:	51.47 (20.09)	100m:	1:07.64 (16.17)		
<b>29</b>	 Laura Menzies					<b>16</b> 	Wharenui Swim Club		0.75	<b>1:09.11</b> Entry: 1:06.67 <b>+2.44</b>
	25m:	13.74	50m:	30.21 (16.47)	75m:	51.98 (21.77)	100m:	1:09.11 (17.13)		
<b>30</b>	 Channelle Huang					<b>14</b> 	North Shore Swimming Club		0.31	<b>1:09.47</b> Entry: 1:06.63 <b>+2.84</b>
	25m:	14.35	50m:	32.22 (17.87)	75m:	52.02 (19.80)	100m:	1:09.47 (17.45)		